

Compact cabinets CC
pag.29

Accessories for compact cabinets CC
pag.34

1. COMPACT CABINETS



• SKIRTING



• OVERDOORS



• DISTRIBUTION BOARDS



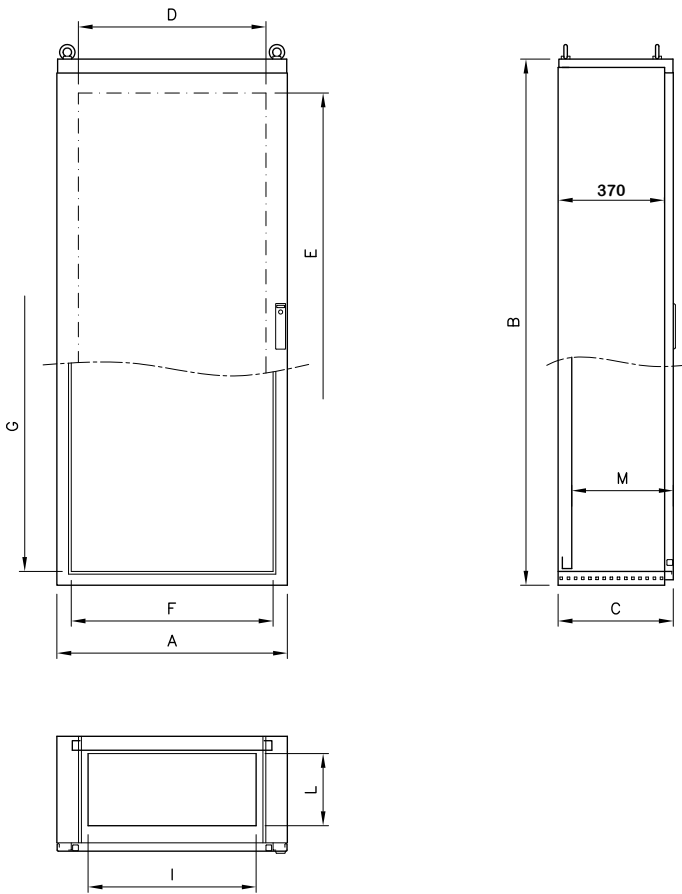
• INNER DOORS



COMPACT CABINETS SERIES CC

- Material: EN 1.4301 (AISI 304) s/s, finely satin-finished and protected, thickness 15/10 for the cabinet, 20/10 for the door
- Envelope obtained from a single sheet, no rear access; top panel removable for easy cable entry from above and/or for the installation of conditioning systems. Shaping by multi-bending of the envelope front edge.
- Front door: full or glazed (shatterproof 3+3 laminate glass) with stiffening frame.
- * On request, the full door can also be equipped with partial windows and other materials can be used (polycarbonate or aluminium for silk printing)
- Three different types of fairleads are available for the cabinet bottom: enbloc, multiple or sash type multiple, to be ordered separately (see accessories for cabinets)
- Twin-comb lock with outside faceplate made of glass-filled black polyamide, 4-point closing and Low Tension key. On request it can be replaced by different locks (see accessories for cabinets)
- AISI 316 s/s inner hinges for 120° opening as per CEI EN 60204-1 recommendations
- Maximum load admitted on the door: 30 KG
- Hoisting eyebolt M12
- Seal of foamed polyurethane
- Sendzimir inner plate, to be ordered separately (see “accessories for cabinets”)
- Pre-arranged for earthing in compliance with the applicable regulations in force
- Protection degree: IP66 in compliance with CEI EN 60529 (IP65 for 2-door cabinets)
- The cabinets can be made from other types of s/s and with different sizes and patterns to suit specific requirements
- All the CC cabinets are equipped with RFID

Module with single blind door

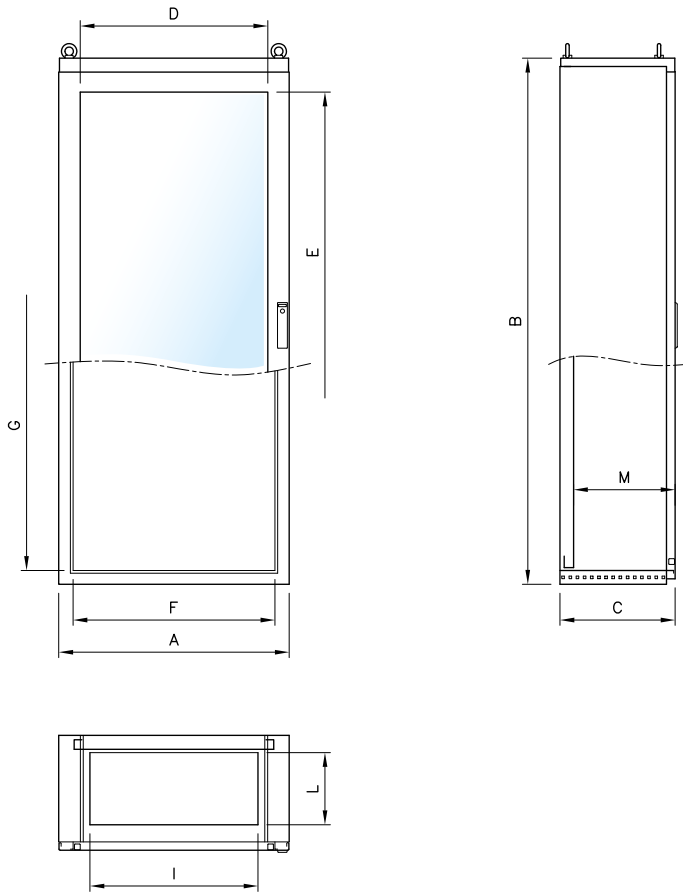


	IP66	EN 60 529
US LISTED FILE N° E237618	TYPE NEMA 4X, 4, 12, 1	Standard UL508A - UL50 Standard 250
		EN 60204-1 89/392/EEC

ITEM	CABINET										OPTIONALS		
	outside sizes			door useful surface		frame inside		cable way			inner plate		
	A	B	C	D	E	F	G	I	L	M*	ITEM	x	y
CC818	805	1840	400	655	1630	705	1712	590	250	340	PA0717	697	1692
CC1018	1005	1840	400	855	1630	905	1712	790	250	340	PA0917	897	1692

NOTES: * M = maximum useful depth with inner plate fitted
UL certification to be requested with the order

Module with single glazed door



IP66 EN 60 529

US LISTED
 FILE N° E237618

TYPE NEMA 4X, 12, 1, 4

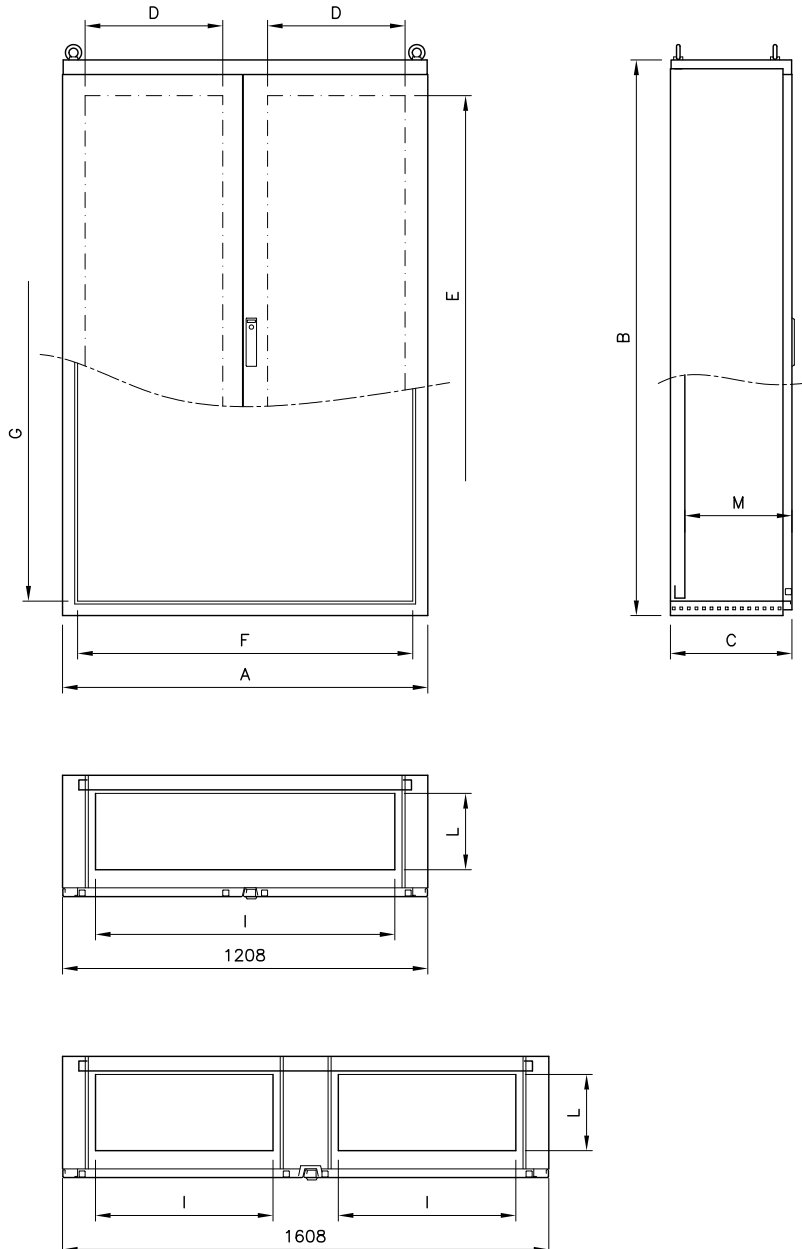
Standard UL508A - UL50 Standard 250

EN 60-204-1
89/392/EEC

CABINET											OPTIONALS			
ART.	outside sizes			door visible		frame inside		cable way			M*	inner plate		
	A	B	C	D	E	F	G	I	L	ART.		x	y	
CCV818	805	1840	400	600	1600	705	1712	590	250	340	PA0717	697	1692	
CCV1018	1005	1840	400	800	1600	905	1712	790	250	340	PA0917	897	1692	

* M = maximum useful depth with inner plate fitted
UL certification to be requested with the order

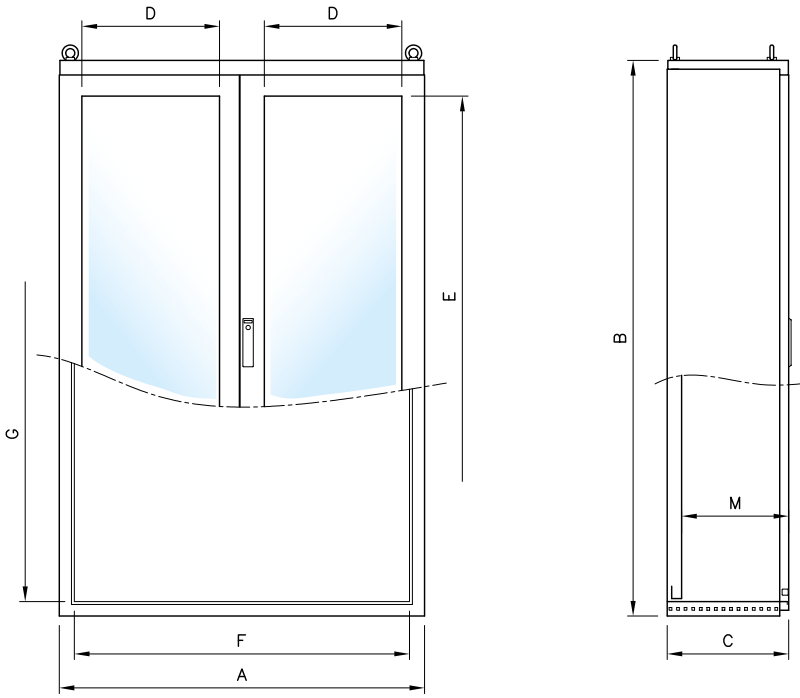
Module with double blind door



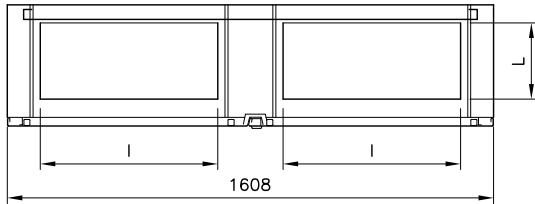
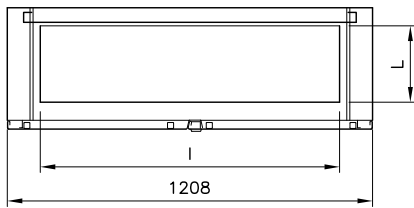
	IP65	EN 60 529
US LISTED FILE N° E237618	TYPE NEMA 12, 1	Standard UL508A - UL50 Standard 250
		EN 60204-1 89/392/EEC

ITEM	CABINET										OPTIONALS		
	outside sizes			door useful surface		frame inside		cable way			inner plate		
	A	B	C	D	E	F	G	I	L	M*	ITEM	x	y
CC1216	1208	1640	400	455	1430	1108	1512	990	250	340	PA1115	1100	1492
CC1218	1208	1840	400	455	1630	1108	1712	990	250	340	PA1117	1100	1692
CC1616	1608	1640	400	655	1430	1508	1512	590	250	340	PA1515	1505	1492
CC1618	1608	1840	400	655	1630	1508	1712	590	250	340	PA1517	1505	1692

* M = maximum useful depth with inner plate fitted
UL certification to be requested with the order



Module with double glazed door



	IP66	EN 60 529
UL US LISTED FILE N° E237618	TYPE NEMA 4X, 12, 1, 4	Standard UL508A - UL50 Standard 250
		EN 60-204-1 89/392/EEC

ART.	CABINET										OPTIONALS		
	outside sizes			door visible surf.		frame inside		cable way			inner plate		
	A	B	C	D	E	F	G	I	L	M*	ART.	x	y
CCV1216	1208	1640	400	400	1400	1108	1512	990	250	340	PA1115	1100	1492
CCV1218	1208	1840	400	400	1600	1108	1712	990	250	340	PA1117	1100	1692
CCV1616	1608	1640	400	600	1400	1508	1512	590	250	340	PA1515	1505	1492
CCV1618	1608	1840	400	600	1600	1508	1712	590	250	340	PA1517	1505	1692

** M = maximum useful depth with inner plate fitted
UL certification to be requested with the order



INNER DOORS

EN 1.4301 (AISI 304) execution, finely satin-finished and protected, thickness 20/10, they come in assembling kit and are used to assemble equipment inside the cabinets.

The gap between inner door and door is adjustable on two depth: 65 or 110mm. Can be hinged either on the right or the left side.

Maximum load admitted on the door 30Kg. Protection degree IP20 (IP54 on request). Drilling possible on request. For cabinets L.1200 and L.1600 use inner doors L.600 or L.800 adding the appropriate upright; in this case, it is recommended to not use the enbloc fairlead plate that is difficult to remove.

Central upright removable, to be use for installation of inner doors in cabinets L. 1200 and L. 1600

- **MCC16** – Central upright for cabinets CC height 1640
- **MCC18** – Central upright for cabinets CC height 1840

FOR CABINETS				
ITEM	sizes		width	height
	L	H	A	B
CP0616CC	490	1481	605	1640
CP0816CC	690	1481	805	1640
CP0618CC	490	1681	605	1840
CP0818CC	690	1681	805	1840
CP1018CC	890	1681	1005	1840



IMS SYSTEM



SRS CABLING SYSTEM



INNER PLATES TYPE PA



INTERMEDIATE PLATE



SLIDE GUIDES



TRANSFORMER HOLDING SECTION BARS



ADJUSTABLE FEET



SKIRTING



FAIRLEAD PLATES



CABLE FASTENING CROSS MEMBERS



CROSS MEMBERS FOR DOOR



WORK TABLETOP



DIAGRAM HOLDING POCKETS



ANTI-CLOSE DEVICE



ELECTROCONDUCTIVE GASKET



DOOR LOCKS



HOISTING EYEBOLTS




CAGE NUTS



SELF TAPPING SCREWS 5,5



LAMPS



TAPS



SYSTEMS FOR MODULAR SWITCHGEARS

in the section "ACCESSORIES FOR SMALL CABINETS"

in the section "AIR CONDITIONING"



OVERDOORS



CABLE GLANDS



AIR CONDITIONING



VENTILATION